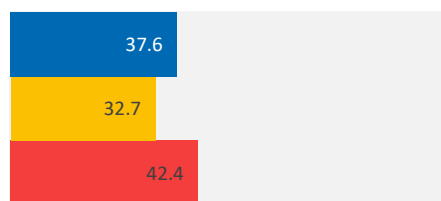


ECONOMIC INDICATORS

Indicators	Value
GDP growth (annual %)	-10.8
GDP per capita (current US\$)	1120
Unemployment rate (%)	12.7

EDUCATION

Net enrolment rate, Primary education



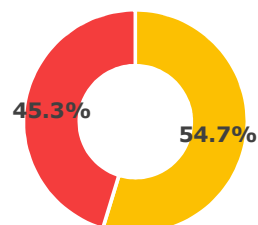
■ Male ■ Female ■ Both sexes

ADULTS LACKING LITERACY SKILLS

Total

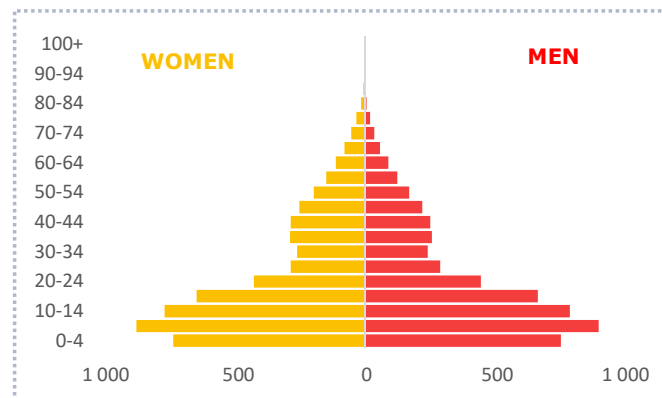
4,181,233

Share



■ Female
■ Male

DEMOGRAPHICS



Total population

11,381,000

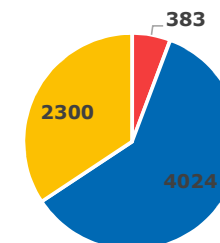
Median age of population

16.1

Population growth

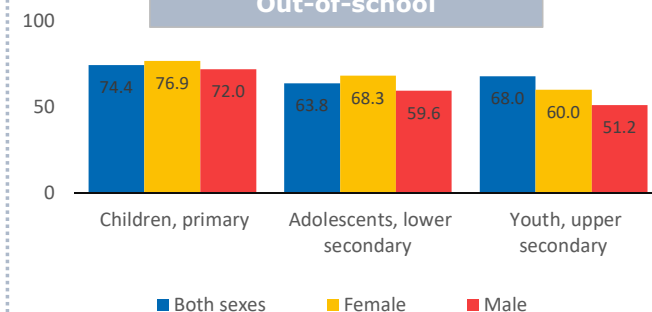
1.7

Adults by age (thousands)



■ 65 years or older
■ 25-64 years
■ 15-24 years

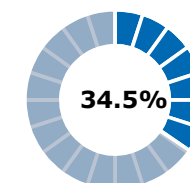
Out-of-school



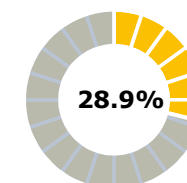
■ Both sexes ■ Female ■ Male

Adult literacy rate (15+)

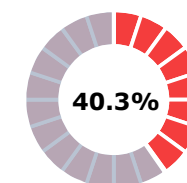
Both



Female



Male



LITERACY RATES BY AGE

Both



Female

Male




Youth literacy rate (15-24)



Literacy rate, 25-64



Elderly literacy rate (65+)



EDUCATION FUNDING

Government expenditure on education (% GDP)

1.54

Government expenditure on ALE (% expenditure on education)

4% or more