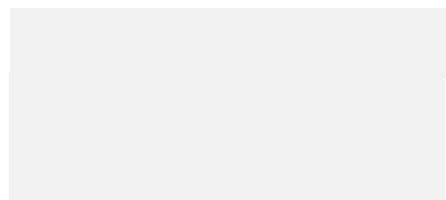


ECONOMIC INDICATORS

Indicators	Value
GDP growth (annual %)	6
GDP per capita (current US\$)	1538
Unemployment rate (%)	6.3

EDUCATION

Net enrolment rate, Primary education



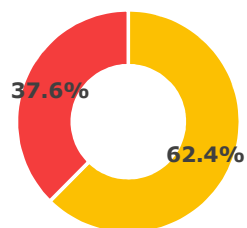
Male Female Both sexes

ADULTS LACKING LITERACY SKILLS

Total

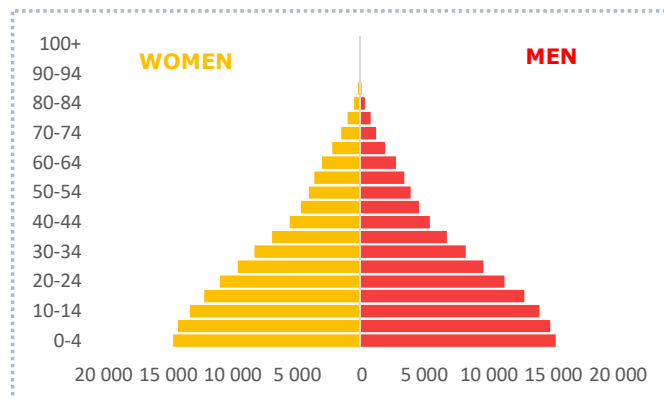
58,831,784

Share



Female Male

DEMOGRAPHICS



Total population

225,200,000

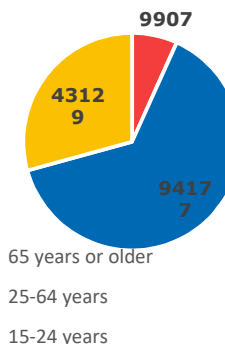
Median age of population

20.2

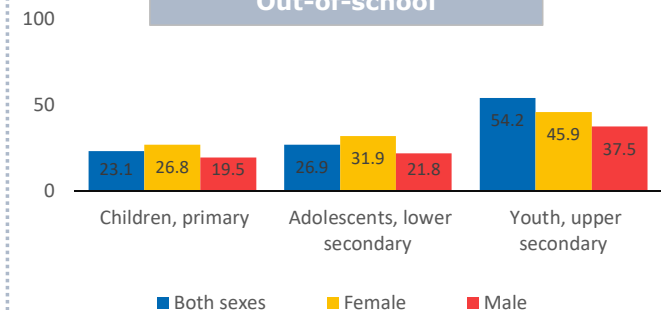
Population growth

1.9

Adults by age (thousands)

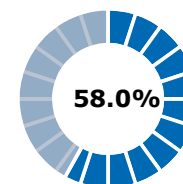


Out-of-school

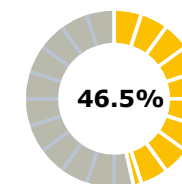


Adult literacy rate (15+)

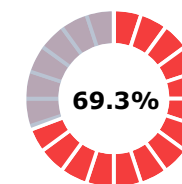
Both



Female



Male



LITERACY RATES BY AGE

Both

Female

Male

Youth literacy rate (15-24)

72.7

65.2

79.7

Literacy rate, 25-64

53.1

40.2

66.4

Elderly literacy rate (65+)

30.8

12.9

44.4

EDUCATION FUNDING

Government expenditure on education (% GDP)

2.38

Government expenditure on ALE (% expenditure on education)

1%-1,9%