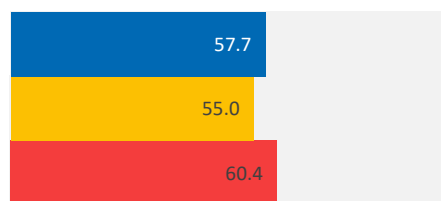


ECONOMIC INDICATORS

Indicators	Value
GDP growth (annual %)	1.4
GDP per capita (current US\$)	595
Unemployment rate (%)	7.8

EDUCATION

Net enrolment rate, Primary education



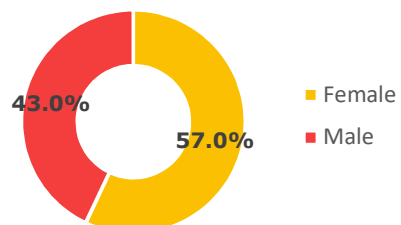
■ Male ■ Female ■ Both sexes

ADULTS LACKING LITERACY SKILLS

Total

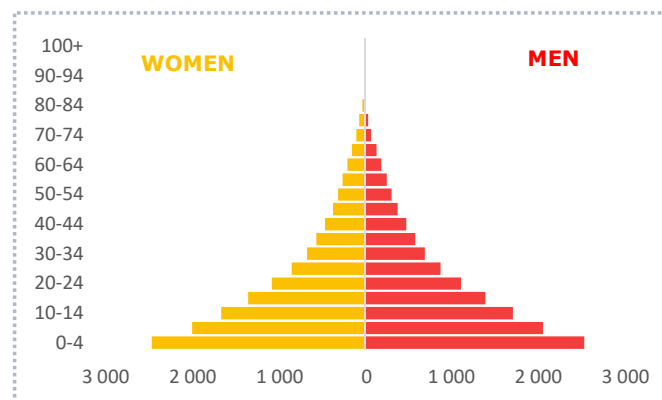
7,945,437

Share



■ Female
■ Male

DEMOGRAPHICS



Total population

25,131,000

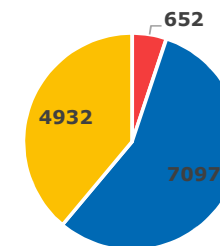
Median age of population

14.5

Population growth

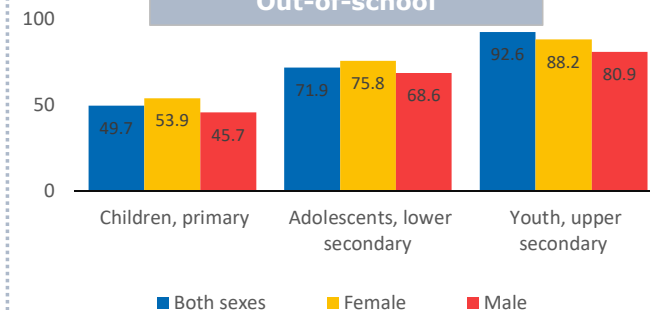
3.7

Adults by age (thousands)



■ 65 years or older
■ 25-64 years
■ 15-24 years

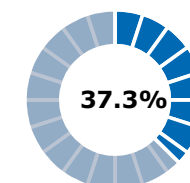
Out-of-school



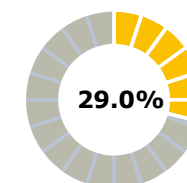
■ Both sexes ■ Female ■ Male

Adult literacy rate (15+)

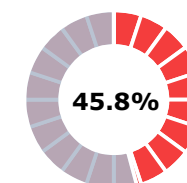
Both



Female



Male



LITERACY RATES BY AGE

Both



Female

Male




Youth literacy rate (15-24)



Literacy rate, 25-64



Elderly literacy rate (65+)



EDUCATION FUNDING

Government expenditure on education (% GDP)

3.84

Government expenditure on ALE (% expenditure on education)

0%-0,4%