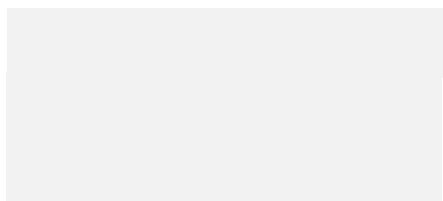


## ECONOMIC INDICATORS

Indicators	Value
GDP growth (annual %)	-2.4
GDP per capita (current US\$)	517
Unemployment rate (%)	5.6

## EDUCATION

### Net enrolment rate, Primary education



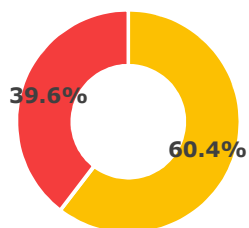
■ Male ■ Female ■ Both sexes

## ADULTS LACKING LITERACY SKILLS

Total

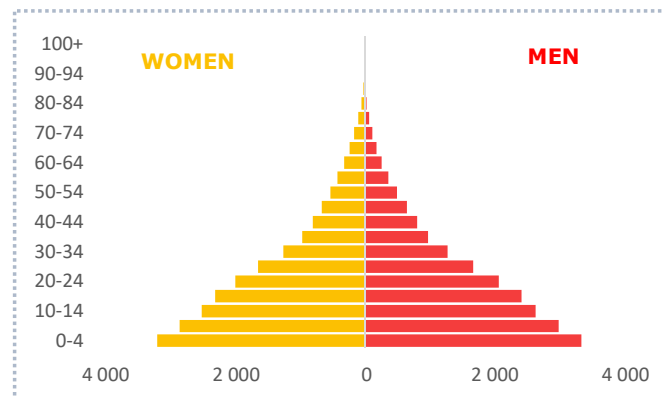
**14,584,432**

Share



■ Female  
■ Male

## DEMOGRAPHICS



Total population

**39,835,000**

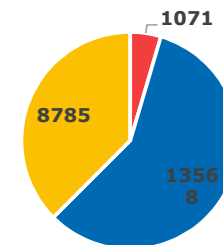
Median age of population

**16.7**

Population growth

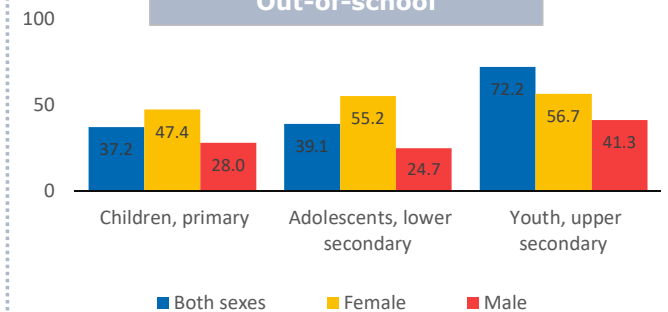
**2.3**

Adults by age (thousands)



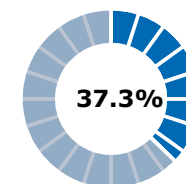
■ 65 years or older  
■ 25-64 years  
■ 15-24 years

## Out-of-school

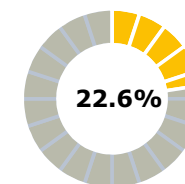


## Adult literacy rate (15+)

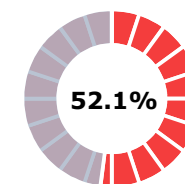
Both



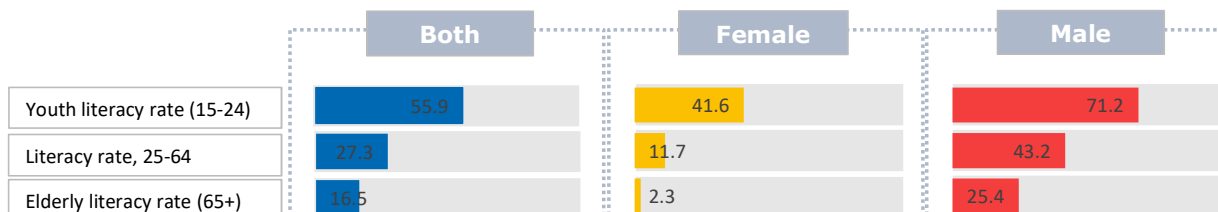
Female



Male



## LITERACY RATES BY AGE



## EDUCATION FUNDING

Government expenditure on education (% GDP)

**2.86**

Government expenditure on ALE (% expenditure on education)

**2.6**